

# **Investment Casting Market Seminar**

**Cambridge 1997**



## INVESTMENT CASTING MARKET SEMINAR

Presented at the BICTA Conference in Cambridge, UK, 1997  
R B Williams, Blayson Olefines Ltd, UK

### INTRODUCTION

The objective of the Seminar is to review the major investment casting markets throughout the World and to take a look at the situation at the beginning of 1997. After an introduction to the World picture, we can look in more detail at specific areas and discuss what is happening within these areas by way of individual representations.

The areas we plan to have specific presentations on are as follows: -

UK	-	Nevill Swanson
Western Europe	-	Gino Baiardi
Eastern Europe	-	Inge Oltersdorf
USA	-	Henry Bidwell
Japan	-	Masaaki Ozawa
South East Asia	-	Richard Hirst
India/Pakistan	-	Stephen Barnett
Australia	-	Matthew Pinczes

I think we should take any questions after each presentation.



## WORLD INVESTMENT CASTING MARKET

Looking at an overall review of the figures available for the World Investment Casting Market at the beginning of 1997, the approximate turnover was US\$5.0 Billion. This is for the major markets of North America, Europe and Asia. These figures do not include data from some of the Eastern European nations and China, but hopefully during the individual presentations we can have a closer look at some of these nations. Also it must be emphasised that the figures are based on sales turnover and not tonnage of castings produced. The approximate world turnover of US\$5.0 Billion is made up as follows: -

North America	52%	US\$2600M
Europe	25%	US\$1250M
Asia	17%	US\$850M
Others	6%	US\$300M

## EUROPEAN INVESTMENT CASTING MARKET

At the beginning of 1997 the approximate turnover for the European investment casting industry was US\$1250 Million. A guide to the percentage breakdown into different areas is as follows: -

UK	44%	US\$550M
France	26%	US\$325M
Germany	17%	US\$212M
Italy	5%	US\$63M
Others	8%	US\$100M

As discussed at previous seminars and possibly during the forthcoming individual presentations, the size of the UK turnover is largely dependent upon the high degree of aerospace or released (documented) applications within the UK.



## **NORTH AMERICAN INVESTMENT CASTING MARKET**

At the beginning of 1997, the approximate turnover of the North American investment casting industry was US\$2600 Million. It has the largest share of the world market at roughly 52% of world total. Here, the market is dominated by the United States, which as shown in the following breakdown, contributes roughly 95% of total North American turnover.

USA	95%	US\$2500M
Canada	3%	US\$60M
Mexico	2%	US\$40M

Again, as with the UK, a large proportion of US turnover is contributed to by the size of the aerospace industry within the United States.

## **ASIAN INVESTMENT CASTING MARKET**

At the beginning of 1997, the estimated turnover of the Asian investment casting industry was US\$850Million. The approximate percentage breakdown into different areas is as follows: -

Japan	53%	US\$450M
Taiwan	34%	US\$290M
Korea	7%	US\$60M
Others	6%	US\$50M

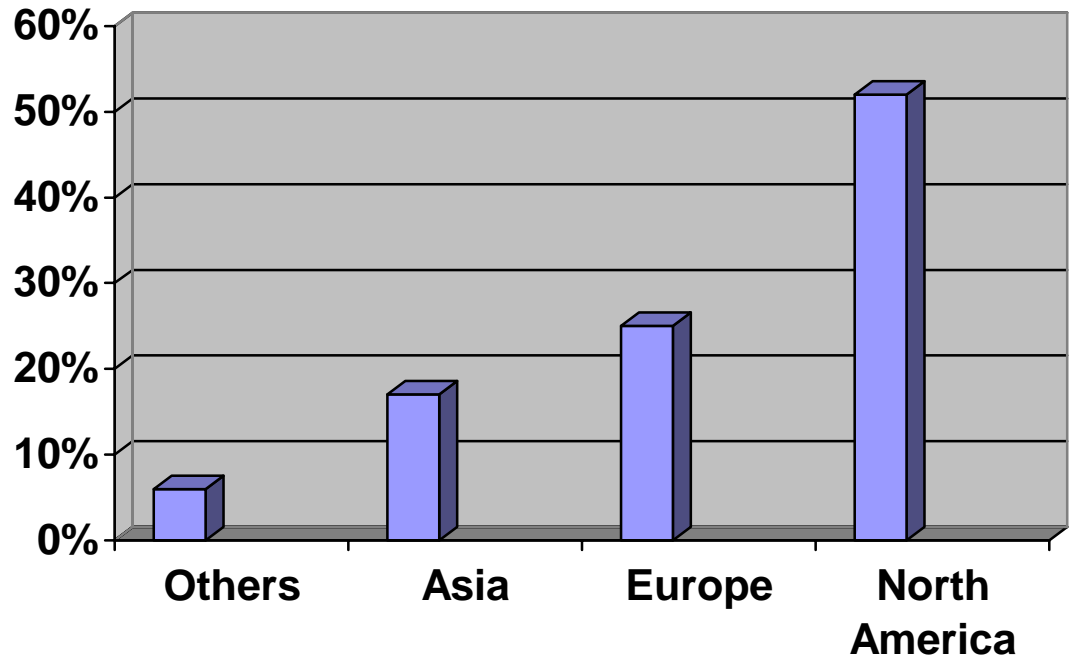
The largest contributor to this market is Japan, but as we have discussed at previous seminars, only approximately 15% of Japan's turnover has been made up of aerospace or released (documented) applications. The markets of Taiwan and Korea are almost entirely non-documented or commercial. We need to emphasise that the overall Asian turnover figure does not include data from China. In our later discussions we may be able to explore and compare thoughts on this large market.

## **CONCLUSION**

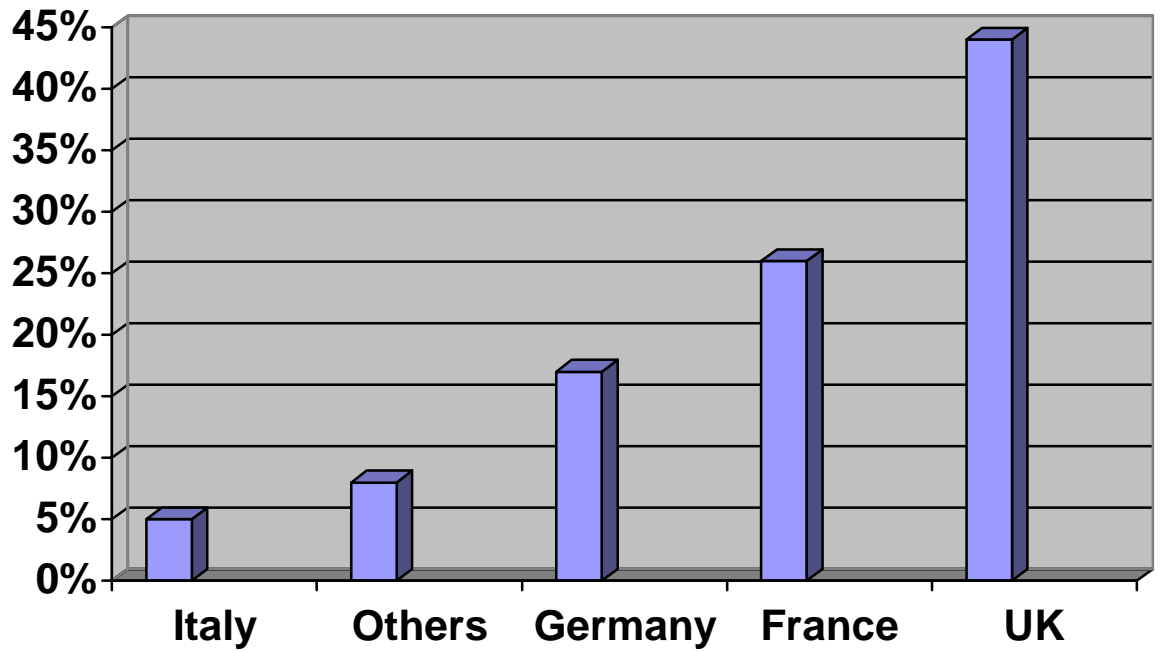
In general the World investment casting industry has over the past year seen a further movement in growth. Certainly some areas both in geographical and application terms have experienced greater growth than others.

Hopefully we can explore this further within the individual presentations and gain an overall impression of the way forward for our industry and its markets into the next Millennium.

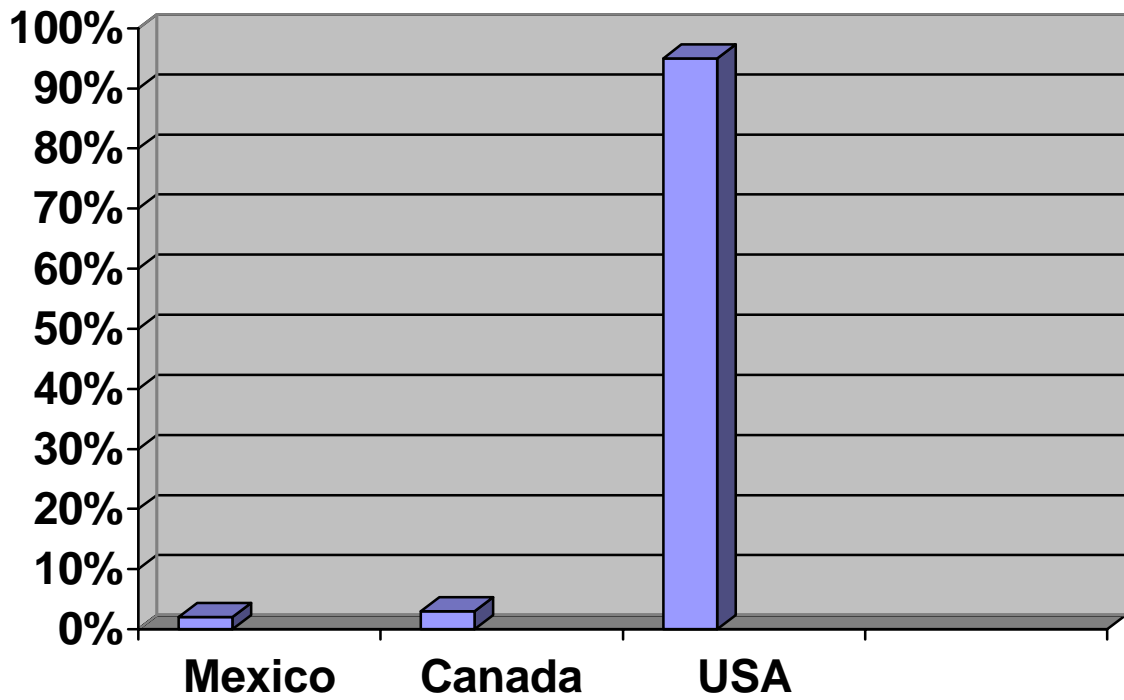
**WORLD INVESTMENT CASTING MARKET 1997 – APPROXIMATE  
TURNOVER US\$5.0 BILLION - PERCENTAGE SPLIT INTO AREAS**



**EUROPEAN INVESTMENT CASTING MARKET 1997 – APPROXIMATE  
TURNOVER US\$1250 MILLION – PERCENTAGE SPLIT INTO AREAS**



**NORTH AMERICAN INVESTMENT CASTING MARKET 1997 –  
APPROXIMATE TURNOVER US\$2600 MILLION – PERCENTAGE SPLIT  
INTO AREAS**



**ASIAN INVESTMENT CASTING MARKET 1997 – APPROXIMATE  
TURNOVER US\$850 MILLION – PERCENTAGE SPLIT INTO AREAS**

